

NERANG JUNIOR OPEN

Division 3

Box 1

	1.	2.	3.
1. WOLPERS Zane		11-1, 11-8, 11-6	11-2, 11-1, 11-4
2. ROLLINGS Cameron	1-11, 8-11, 6-11		11-8, 11-1, 11-7
3. MAITRA Deeptangsu	2-11, 1-11, 4-11	8-11, 1-11, 7-11	

Standings	Points	Wins	Losses	Games	Game Pts
1. Zane WOLPERS	4	2	0	6 - 0 (100%)	66 - 22 (75%)
2. Cameron ROLLINGS	2	1	1	3 - 3 (50%)	48 - 49 (49.48%)
3. Deeptangsu MAITRA	0	0	2	0 - 6 (0%)	23 - 66 (25.84%)

Box 2

	1.	2.	3.
1. HANSEN Jack		11-4, 11-5, 11-5	11-6, 14-12, 17-15
2. CHEUNG Elaine	4-11, 5-11, 5-11		11-8, 1-11, 7-11 9-11
3. BARTLETT Flynn	6-11, 12-14, 15-17	8-11, 11-1, 11-7 11-9	

Standings	Points	Wins	Losses	Games	Game Pts
1. Jack HANSEN	4	2	0	6 - 0 (100%)	75 - 47 (61.48%)
2. Flynn BARTLETT	2	1	1	3 - 4 (42.86%)	74 - 70 (51.39%)
3. Elaine CHEUNG	0	0	2	1 - 6 (14.29%)	42 - 74 (36.21%)

Box 3

	1.	2.	3.
1. CRAVEN Lachlan		11-6, 11-1, 11-3	11-3, 11-3, 11-6
2. ROLLINGS Nathan	6-11, 1-11, 3-11		11-8, 11-8, 11-8
3. MAITRA Sarbani	3-11, 3-11, 6-11	8-11, 8-11, 8-11	

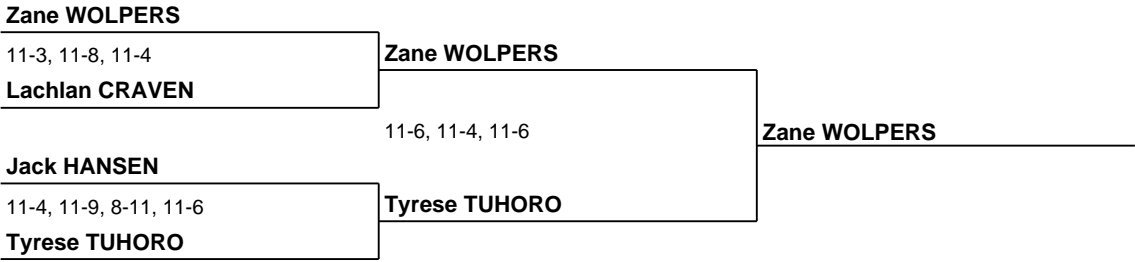
Standings	Points	Wins	Losses	Games	Game Pts
1. Lachlan CRAVEN	4	2	0	6 - 0 (100%)	66 - 22 (75%)
2. Nathan ROLLINGS	2	1	1	3 - 3 (50%)	43 - 57 (43%)
3. Sarbani MAITRA	0	0	2	0 - 6 (0%)	36 - 66 (35.29%)

Box 4

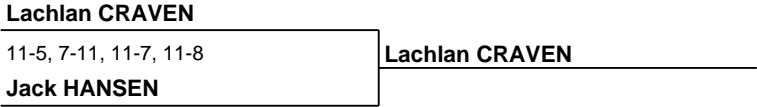
	1.	2.	3.
1. TUHORO Tyrese		11-5, 11-7, 9-11 11-7	11-4, 11-5, 11-3
2. RAJ Joel Roshan	5-11, 7-11, 11-9 7-11		11-3, 11-7, 11-9
3. LUCKRAFT Keegan	4-11, 5-11, 3-11	3-11, 7-11, 9-11	

Standings	Points	Wins	Losses	Games	Game Pts
1. Tyrese TUHORO	4	2	0	6 - 1 (85.71%)	75 - 42 (64.1%)
2. Joel Roshan RAJ	2	1	1	4 - 3 (57.14%)	63 - 61 (50.81%)
3. Keegan LUCKRAFT	0	0	2	0 - 6 (0%)	31 - 66 (31.96%)

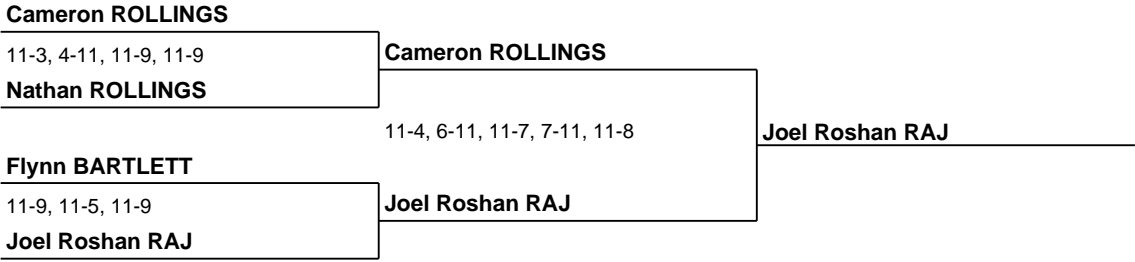
1/2 Playoff



3/4 Playoff



5/6 Playoff



7/8 Playoff

Nathan ROLLINGS	
7-11, 11-8, 11-4, 11-9	Flynn BARTLETT
Flynn BARTLETT	

9/10 Playoff

Deeptangsu MAITRA	
12-10, 11-7, 12-10	Sarbani MAITRA
Sarbani MAITRA	
	11-5, 11-7, 11-7
Elaine CHEUNG	Elaine CHEUNG
11-9, 11-9, 11-7	
Keegan LUCKRAFT	

11/12 Playoff

Deeptangsu MAITRA	
12-10, 11-9, 11-9	Deeptangsu MAITRA
Keegan LUCKRAFT	